



Receive CEUs via Computer [↗](#)

8 Steps

64th AmSECT International Conference

1

Login to the Event App.

You must enter the email used to register for the conference.
Leave the Password blank.
Click on Sign In.

Search Password

Remember Me

Sign in

Email me my password

2

Navigate to Event.

Event

My Meeting

Agenda

CEU Report

Exhibitor Listing

Attendees

Information

User Guide

Agenda

Search Agenda

All Tracks

All Dates

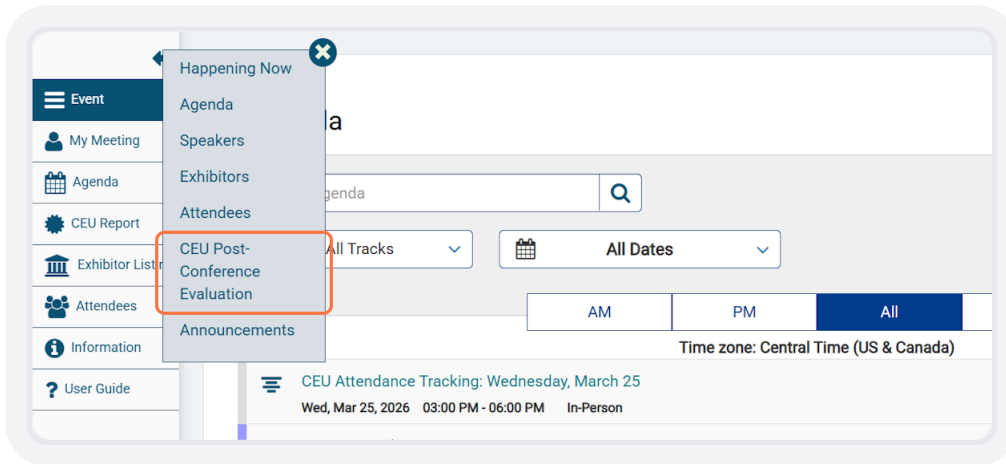
AM PM All

Time zone: Central Time (US & Canada)

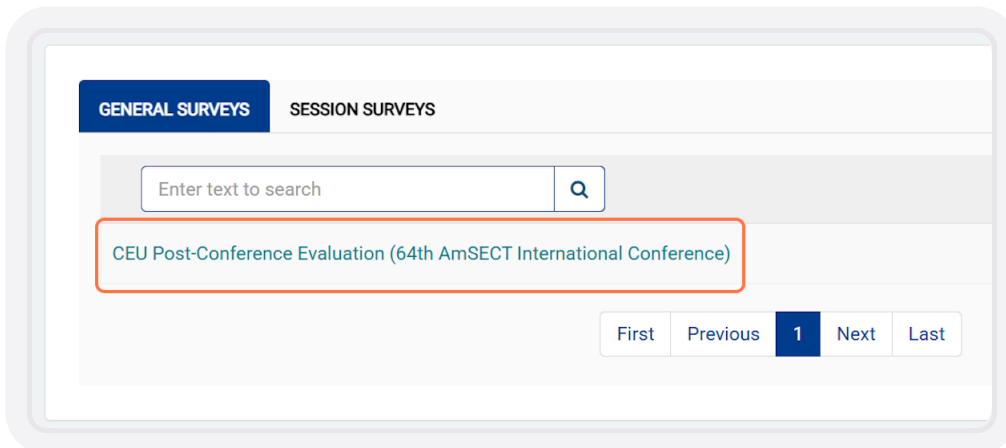
CEU Attendance Tracking: Wednesday, March 25

Wed, Mar 25, 2026 03:00 PM - 06:00 PM In-Person

3 Open the CEU Post-Conference Evaluation.

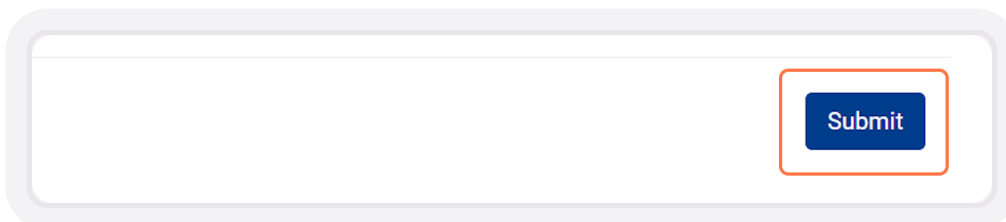


4 Open the CEU Post-Conference Evaluation.



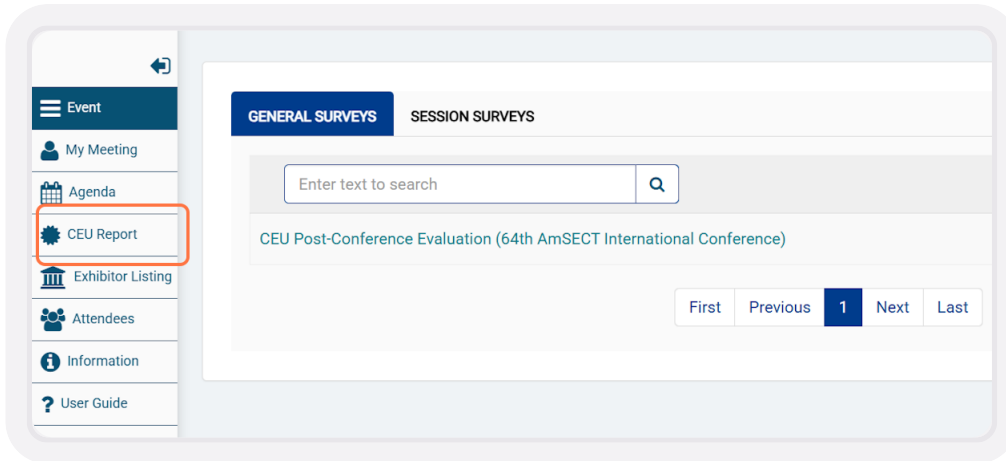
5 Answer the questions and click Submit.

A confirmation email will be sent upon completion.



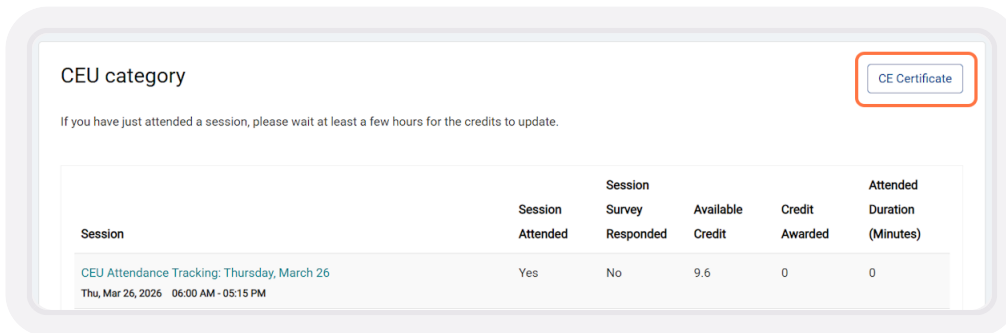
6

Open the CEU Report.



7

Click on CE Certificate.



8

Select Email to save a copy of the certificate.

Claim your certificate by the deadline (**September 29, 2026**).

All attendees are responsible for maintaining their own continuing education documentation. Please be sure to download and save your certificate promptly for your records.

